

# Cleaning Manual

Floor Materials for Apartment Buildings  
**TAKISTLON - toughsliptype -**  
**TAKISTEP - flooring for stairs -**

We have summarized key points to help you keep your flooring beautiful and comfortable at all times.



## Daily Care



Remove sand, dust, fallen leaves, etc. with a broom or vacuum cleaner.



For stubborn dirt, use an E-pad, deck brush, or scrub brush. Dilute commercial detergents according to the instructions provided.

※For E-pads, search "Apson E-pad" online.

### Important Notes








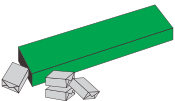
If detergent residue remains, dirt may stick more easily, and the floor may become slippery, increasing the risk of falls. Be sure to thoroughly rinse with water. After rinsing, allow the floor to dry completely.

## Types of Detergent and Applicable Dirt

Type of Detergent	Suitable Dirt	Examples of Commercial Detergent
Neutral Detergent	Everyday dirt	KyuKyutto, Joy, etc
Mild Alkaline Detergent	Light oil stains	Wide Magiclean, Kantan MyPet, etc
Alkaline Detergent	Stubborn oil stains	Magiclean, Mypet, etc

- For large areas, use chemical floor cleaners available at home centers.
- We recommend regular maintenance by professional contractors using machines.
- In separate sewer systems, wastewater containing detergent cannot be discharged into rainwater pipes. Please check in advance.

## Types of Dirt and Removal Methods

Type of Dirt	Removal Method	Type of Detergent
Household item (coffee, ketchup, tempura oil, etc.) 	Wipe off with kitchen paper, use detergent to remove dirt, then rinse with water.	Neutral Detergent
Garbage juice 		
Pet or wild bird excrement 	Wipe off immediately, use detergent to remove dirt, then rinse with water. For dried stains, soak and scrub with diluted neutral detergent and a scrub brush.	
Kerosene, thinner, etc. 	Wipe off immediately, use detergent to remove dirt, then rinse with water. If left unattended, floor swelling may occur.	Neutral/Alkaline Detergent
Soil from planters 	Remove soil with a broom, use detergent to remove dirt, then rinse with water.	Mild Alkaline Detergent
Cigarette ashes / Cigarette bum marks 	Remove dirt with detergent, then rinse with water.  For light /small bum marks, rub with coarse sandpaper(about #100), then finish with fine sandpaper(about#180). (Deformation due to heat cannot be restored. Sandpaper treatment may leave different gloss compared to surrounding areas.)	
Ventilation fan oil 	Wipe off immediately, use detergent to remove dirt, then rinse with water. If left unattended, removal becomes difficult.	Alkaline Detergent
Gum 	Cool gum with ice in a plastic bag, then remove with a spatula, taking care not to damage the floor. For residual gum, heat with a dryer and repeatedly press with tape to remove.	—

- Depending on the degree and type of dirt, complete removal not be possible.

## For Long-Term Use

- Sharp objects such as spike shoes or umbrellas may damage the floor.
- Dragging or dropping heavy objects may damage the floor; placing heavy objects for a long time may leave marks.
- When gardening do not place planters directly on the floor; use trays to prevent dirt and fertilizer stains.
- If chemicals are spilled wash them off immediately.
- Hair dyes, paints, etc may be impossible to remove if they adhere.
- Do not use fire or throw away cigarettes.
- Rubber items like tires may discolor the floor; use mats to prevent direct contact.
- Do not use wax, as it may make the floor slippery.

### Contact Information

## TAKIRON MATEX Co.,Ltd.

Head Office	3-8-2 Shiba, Minato-ku, Tokyo (Sumitomo Fudosan Shiba Koen First Bldg)		
Tokyo Branch	3-8-2 Shiba, Minato-ku, Tokyo (Sumitomo Fudosan Shiba Koen First Bldg)	TEL (03)6665-8307	FAX (03)5427-2710
Nagoya Branch	1-19-30 Aoi, Higashi-ku, Nagoya (Mazak Art Plaza)	TEL (052)930-5370	FAX( 052)937-2412
Osaka Branch	3-1-3 Umeda, Kita-ku, Osaka (North Gate Building)	TEL (06)6453-8170	FAX (06)6453-8177
Kyushu Branch	7-21 Hakataekichuogai, Hakata-ku, Fukuoka (Kamiyo Hakata Central Bldg)	TEL (092)472-5525	FAX( 092)473-9019
Website	<a href="https://www.t-matex.co.jp">https://www.t-matex.co.jp</a>		

### Manufacturer

## C.I. TAKIRON Corporation

Head Office	3-1-3 Umeda, Kita-ku, Osaka (North Gate Building)
Website	<a href="https://www.takiron-ci.co.jp">https://www.takiron-ci.co.jp</a>